

XHY

# iShares U.S. High Yield Bond Index ETF (CAD-Hedged)

As of 06/30/2016

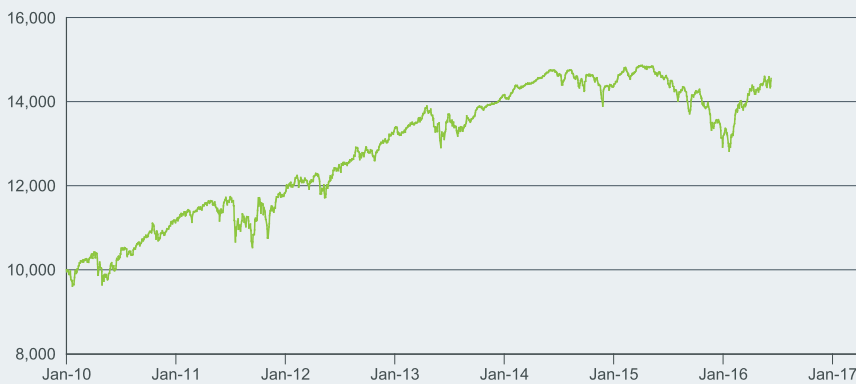
**iShares**<sup>®</sup>  
by **BLACKROCK**<sup>®</sup>

Seeks to provide income by replicating the Markit iBoxx USD Liquid High Yield Total Return Index Hedged in CAD, net of expenses.

## KEY BENEFITS

- 1 Exposure to a broad range of U.S. high yield, non-investment grade corporate bonds, based on market-value weighting
- 2 Access to approximately 900 U.S. corporate bonds in a single fund
- 3 Can be used to seek higher yield and income

## GROWTH OF 10,000 CAD SINCE INCEPTION



Beginning Value = \$10,000.00; Date = 1/21/2010  
Ending Value = \$14,550.16; Date = 6/30/2016

These results in the above Growth of 10 000 chart are hypothetical and are intended for illustrative purposes only. See page 2 for important disclosures and more information about hypothetical results.

## ANNUAL PERFORMANCE (% CAD)

|           | Cumulative |         |         |      |        | Annualized |        |         |                 |
|-----------|------------|---------|---------|------|--------|------------|--------|---------|-----------------|
|           | 1 Month    | 3 Month | 6 Month | YTD  | 1 Year | 3 Year     | 5 Year | 10 Year | Since Inception |
| Fund      | 0.91       | 4.58    | 7.26    | 7.26 | -0.21  | 3.36       | 4.64   | N/A     | 5.99            |
| Benchmark | 0.88       | 4.75    | 7.91    | 7.91 | 0.69   | 3.99       | 5.53   | N/A     | 6.93            |

## 12 MONTH PERFORMANCE PERIODS (% CAD)

|           | 2015  | 2014 | 2013 | 2012  | 2011 |
|-----------|-------|------|------|-------|------|
| Fund      | -5.58 | 2.64 | 6.87 | 11.00 | 6.83 |
| Benchmark | -4.93 | 3.22 | 6.73 | 14.72 | 5.98 |

All amounts given in Canadian dollars.

## KEY FACTS

|                                      |   |
|--------------------------------------|---|
| <b>Inception Date</b>                | 21/01/2010  |
| <b>Benchmark</b>                     | Markit iBoxx USD Liquid High Yield Index – CAD Hedged |
| <b>Stock Exchange</b>                | Toronto Stock Exchange                                |
| <b>Distribution Frequency</b>        | Monthly   |
| <b>Listed Options</b>                | No  |
| <b>Eligible for Registered Plans</b> | Yes   |
| <b>Program Eligibility</b>           | DRIP  |
| <b>Units Outstanding</b>             | 28,200,000  |
| <b>Assets Under Management</b>       | \$541,923,317   |
| <b>Number of Holdings</b>            | 975   |

## FEEES AND CHARGES

|                                       |        |
|---------------------------------------|--------|
| <b>Management Fee</b>                 | 0.60 % |
| <b>Management Expense Ratio (MER)</b> | 0.67 % |

Management Fee: The annual fee payable by the fund and/or any underlying ETF(s) to BlackRock Canada and/or its affiliates for acting as trustee and/or manager of the fund/ETF(s).

MER: As reported in the fund's most recent Annual Management Report of Fund Performance. MER includes all management fees and GST/HST paid by the fund for the period, and includes any fees paid in respect of the fund's holdings of other ETFs.

## TOP HOLDINGS (%)

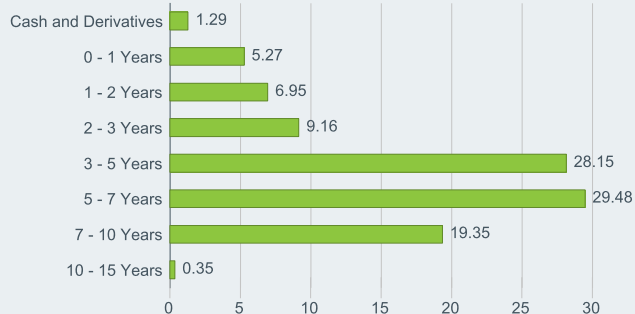
|                                  |             |
|----------------------------------|-------------|
| NUMERICABLE SFR SA 144A          | 0.60        |
| USD CASH                         | 0.57        |
| NUMERICABLE GROUP SA 144A        | 0.47        |
| FRONTIER COMMUNICATIONS CORP     | 0.46        |
| HCA INC                          | 0.44        |
| WESTERN DIGITAL CORPORATION 144A | 0.41        |
| FIRST DATA CORPORATION 144A      | 0.40        |
| CAD CASH                         | 0.40        |
| REYNOLDS GROUP ISSUER LLC        | 0.40        |
| SPRINT CORP                      | 0.39        |
| <b>Total of Portfolio</b>        | <b>4.54</b> |

Holdings are subject to change.

## PORTFOLIO CHARACTERISTICS

|                                    |          |
|------------------------------------|----------|
| Weighted Average Yield To Maturity | 6.63 %   |
| Effective Duration                 | 4.09 yrs |
| Weighted Average Maturity          | 4.95 yrs |
| Weighted Average Coupon            | 6.28 %   |
| Distribution Yield                 | 5.76 %   |
| Trailing 12-month Yield            | 6.49 %   |

## MATURITY BREAKDOWN (%)



## TOP ISSUERS

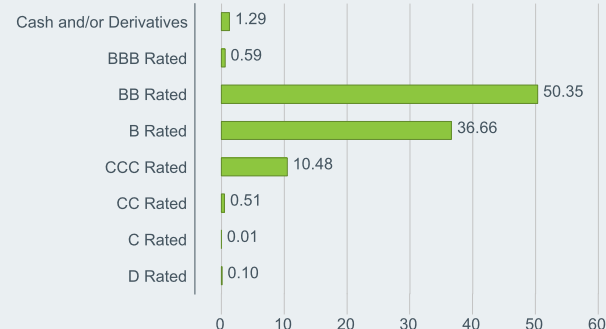
|  |      |
|--|------|
| HCA INC                                    | 2.48 |
| T-MOBILE USA INC                           | 2.17 |
| CCO HOLDINGS LLC/CCO HOLDINGS CAPITAL CORP | 1.57 |
| DISH DBS CORP                              | 1.51 |
| FRONTIER COMMUNICATIONS CORP               | 1.44 |
| ALLY FINANCIAL INC                         | 1.43 |
| TENET HEALTHCARE CORPORATION               | 1.40 |
| NUMERICABLE SFR SA                         | 1.21 |
| NAVIENT CORP                               | 1.19 |
| FIRST DATA CORPORATION                     | 1.16 |

## SECTOR EXPOSURE (%)

|                       |       |
|-----------------------|-------|
| Communications        | 24.07 |
| Consumer Non-Cyclical | 13.13 |
| Energy                | 12.16 |
| Consumer Cyclical     | 11.82 |
| Capital Goods         | 7.49  |
| Technology            | 7.12  |
| Basic Industry        | 6.91  |
| Finance Companies     | 4.99  |
| Electric              | 3.56  |
| Banking               | 2.62  |
| Other                 | 6.12  |

Allocations are subject to change.

## CREDIT RATINGS (%)



Want to learn more?

 [www.iShares.ca](http://www.iShares.ca)

 1-866 iSHARES (1-866-474-2737)

iShares® Funds are managed by BlackRock Asset Management Canada Limited ("BlackRock Canada"). Commissions, trailing commissions, management fees and expenses all may be associated with investing in iShares Funds. Please read the relevant prospectus before investing. The indicated rates of return are the historical annual compounded total returns including changes in unit value and reinvestment of all distributions and do not take into account sales, redemption, distribution or operational charges or income taxes payable by any securityholder that would have reduced returns. The funds are not guaranteed, their values change frequently and past performance may not be repeated. Tax, investment and all other decisions should be made, as appropriate, only with guidance from a qualified professional.

The above results are hypothetical and are intended for illustrative purposes only. The Hypothetical Growth of \$10,000 chart reflects a hypothetical \$10,000 investment and assumes reinvestment of dividends and capital gains. Fund expenses, including management fees and other expenses, were deducted.

Unlike an actual performance record, hypothetical results do not represent actual performance and are generally prepared with the benefit of hindsight. In addition, hypothetical trading does not involve financial risk. There are frequently differences, including material differences, between hypothetical performance results and the actual results subsequently achieved by any particular fund. Since trades have not actually been executed, hypothetical results cannot account for the impact of certain market risks such as lack of liquidity. There are numerous other factors related to the markets in general or the implementation of any specific investment strategy, which cannot be fully accounted for in the preparation of hypothetical results and all of which can adversely affect actual results.

Markit® and iBoxx® are registered trademarks of Markit Group Limited and Markit Indices Limited (formerly named International Index Company Limited), respectively. XHY and XIG are permitted to use the applicable marks pursuant to a license agreement between Markit Indices Limited and BlackRock Institutional Trust Company, N.A., an affiliate of BlackRock Asset Management Canada Limited, which has sublicensed the use of those trademarks to BlackRock Asset Management Canada Limited. XHY and XIG are not sponsored, sold or promoted by Markit Indices Limited and it makes no representation, condition, warranty or recommendation regarding the advisability of investing in XHY and XIG.

© 2016 BlackRock, Inc. All Rights reserved. BLACKROCK, BLACKROCK SOLUTIONS, iSHARES, BUILD ON BLACKROCK, SO WHAT DO I DO WITH MY MONEY and the stylized i logo are registered and unregistered trademarks of BlackRock, Inc. or its subsidiaries in the United States and elsewhere. All other trademarks are those of their respective owners.

XHY-FS-0616

**BLACKROCK®**