

BMO Long Corporate Bond Index ETF

Fund Details

Ticker	ZLC
Base Currency	CAD
Exchange	TSX
Inception Date	Jan 19, 2010
Maximum Annual Management Fee	0.30%
Management Expense Ratio ¹	0.34%
RSP Eligible	Yes
DRIP Eligible	Yes
Distribution Frequency	Monthly

Fund Characteristics

Net Assets (Mn)	\$ 242.84
Number of Securities	143
Shares Outstanding	13,015,168
Weighted Avg Term to Maturity	22.80
Weighted Avg Coupon (%)	5.40
Weighted Avg Current Yield (%)	4.30
Weighted Avg Yield to Maturity (%)	3.80
Weighted Avg Duration	13.70

Correlation

Index Return data based on 10 years as of Jun 30, 2016

FTSE TMX Canada Overall Bond Index	0.78
FTSE TMX Canada Long Term Overall Bond Index	0.86
Barclays Capital U.S. High Yield Very Liquid Index CAD Hedged	0.42
S&P/TSX Capped Composite Index	0.32
S&P 500 Hedged to Canadian Dollars Index	0.25
MSCI EAFE 100% Hedged to CAD Dollars Index	0.29
MSCI Emerging Markets Index CAD	0.39

Portfolio Strategy

BMO Long Corporate Bond Index ETF has been designed to replicate, to the extent possible, the performance of the FTSE TMX Canada Long Term Corporate Bond Index™, net of expenses. The Fund invests in a variety of debt securities primarily with a term to maturity greater than ten years. Securities held in the Index are generally corporate bonds issued domestically in Canada in Canadian dollars, with an investment grade rating.

Benchmark Info

The FTSE TMX Canada Long Term Corporate Bond Index™ consists of semi-annual pay fixed rate corporate bonds denominated in Canadian dollars, with an effective term to maturity greater than ten years, a credit rating of BBB or higher and minimum size requirement of \$100 million per issue. The corporate sector is divided into sub-sectors based on major industry groups: Financial, Communication, Industrial, Energy, Infrastructure, Real Estate and Securitization. Each security in the index is weighted by its relative market capitalization and rebalanced on a daily basis.

Fund Benefits

- Designed for investors looking for higher income
- Invested in a diversified portfolio of corporate bonds
- Includes bonds with more than ten years to maturity
- Professionally managed by BMO Global Asset Management

Growth of 10,000



Fund Performance

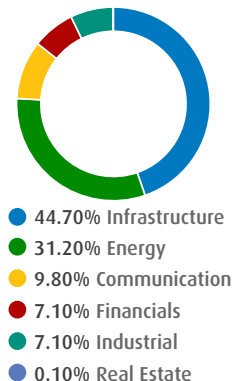
Cumulative Performance

For period ending Jun 30, 2016

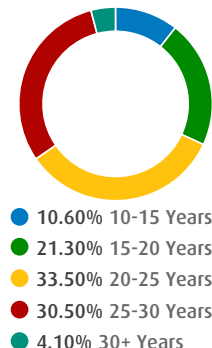
	1Mo	3Mo	6Mo	YTD	1Yr	Since Inception
NAV	3.03%	5.29%	8.73%	8.73%	8.43%	8.53%
Index	2.89%	5.17%	8.68%	8.68%	8.97%	9.10%

BMO Long Corporate Bond Index ETF

Sector Allocation




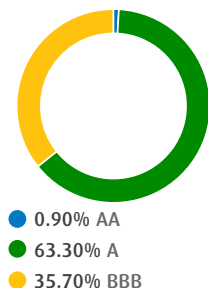
Maturity



Top Holdings

	%
407 International Inc. 3.83% 05/11/2046	3.10%
Hydro One Inc. 5.36% 05/20/2036	2.74%
Union Gas 4.88% 06/21/2041	2.73%
Canadian Utilities Inc. 5.183% 11/21/2035	2.58%
Toronto Hydro Corp. 5.54% 05/21/2040	2.38%
TransCanada Pipelines 4.55% 11/15/2041	2.29%
North West Redwater Pnr 4.25% 06/01/2029	2.20%
Shaw Communications Inc. 6.75% 11/09/2039	2.19%
Grtr Tor Air Authority 6.47% 02/02/2034	1.94%
Hydro One Inc. 5.49% 07/16/2040	1.75%


Credit Allocation



Call Us
1-800-361-1392



Email Us
bmo.etfs@bmo.com



Visit Us
www.bmo.com/etfs

Commissions, management fees and expenses all may be associated with investments in exchange traded funds. Please read the prospectus before investing. The indicated rates of return are the historical annual compound total returns including changes in prices and reinvestment of all distributions and do not take into account commission charges or income taxes payable by any unitholder that would have reduced returns. Exchange traded funds are not guaranteed, their values change frequently and past performance may not be repeated.

This communication is intended for informational purposes only and is not, and should not be construed as, investment and/or tax advice to any individual. Particular investments and/or trading strategies should be evaluated relative to each individual's circumstances. Individuals should seek the advice of professionals, as appropriate, regarding any particular investment.

*BMO ETFs are managed and administered by BMO Asset Management Inc., an investment fund manager and portfolio manager and separate legal entity from the Bank of Montreal.

© "BMO (M-bar roundel symbol)" is a registered trade-mark of Bank of Montreal, used under licence.

BMO ETFs are not in any way sponsored, endorsed, sold or promoted by, FTSE TMX Debt Capital Markets Inc. ("FTDCM"), FTSE International Limited ("FTSE"), the London Stock Exchange Group companies (the "Exchange") or TSX INC. ("TSX" and together with FTDCM, FTSE and the Exchange, the "Licensor Parties"). The Licensor Parties make no warranty or representation whatsoever, expressly or impliedly, either as to the results to be obtained from the use of FTSE TMX Indices ("the Index") and/or the figure at which the said Index stands at any particular time on any particular day or otherwise. The Index is compiled and calculated by FTSEDCM and all copyright in the Index values and constituent lists vests in FTDCM. The Licensor Parties shall not be liable (whether in negligence or otherwise) to any person for any error in the Index and the Licensor Parties shall not be under any obligation to advise any person of any error therein.

"TMX" is a trade mark of TSX Inc. and is used under license. "FTSE®" is a trade mark of the London Stock Exchange Group companies and is used by FTDCM under license.

¹ Management Expense Ratios (MERs) are the audited MERs as of December 31, 2015.