

BMO Long Provincial Bond Index ETF

Fund Details

Ticker	ZPL
Base Currency	CAD
Exchange	TSX
Inception Date	Mar 19, 2013
Maximum Annual Management Fee	0.25%
Management Expense Ratio ¹	0.28%
RSP Eligible	Yes
DRIP Eligible	Yes
Distribution Frequency	Monthly

Fund Characteristics

Net Assets (Mn)	\$ 439.75
Number of Securities	61
Shares Outstanding	26,474,188
Weighted Avg Term to Maturity	23.20
Weighted Avg Coupon (%)	4.70
Weighted Avg Current Yield (%)	3.50
Weighted Avg Yield to Maturity (%)	2.70
Weighted Avg Duration	15.40

Correlation

Index Return data based on 10 years as of Jun 30, 2016

FTSE TMX Canada Overall Bond Index	0.94
S&P/TSX Capped Composite Index	0.13
S&P 500 Index CAD	0.24
MSCI EAFE 100% Hedged to CAD Dollars Index	0.12
MSCI Emerging Markets Index CAD	0.26

Portfolio Strategy

The BMO Long Provincial Bond Index ETF has been designed to replicate, to the extent possible, the performance of the FTSE TMX Canada Long Term Provincial Bond Index™, net of expenses. The Fund invests in a variety of debt securities primarily with a term to maturity greater than ten years. Securities held in the Index are generally issued or guaranteed by the Provincial Governments in Canada, by various agencies of the Provincial Governments, and by various instrumentalities that have been established or sponsored by Provincial Governments.

Benchmark Info

The FTSE TMX Canada Long Term Provincial Bond Index™ consists of semi-annual pay fixed rate provincial bonds denominated in Canadian dollars, with an effective term to maturity greater than 10 years, a credit rating of BBB or higher and minimum size requirement of \$50 million per issue. The provincial sector consists of bonds issued by Canadian provinces and provincial or territorial corporations, incorporated under their respective jurisdiction. Each security in the Index is weighted by its relative market capitalization and rebalanced on a daily basis.

Fund Benefits

- Designed for investors looking for higher income
- Invested in a diversified portfolio of provincial bonds
- Includes bonds with more than ten years to maturity
- Professionally managed by BMO Global Asset Management

Growth of 10,000



Fund Performance

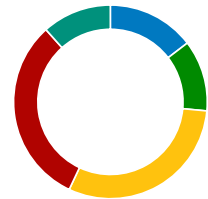
Cumulative Performance

For period ending Jun 30, 2016

	1Mo	3Mo	6Mo	YTD	1Yr	Since Inception
NAV	4.07%	5.86%	8.21%	8.21%	9.29%	7.08%
Index	3.99%	5.83%	8.29%	8.29%	9.58%	7.36%

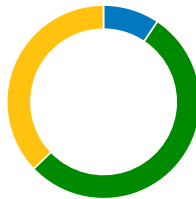
BMO Long Provincial Bond Index ETF

Maturity



- 14.60% 10-15 Years
- 11.90% 15-20 Years
- 30.50% 20-25 Years
- 31.40% 25-30 Years
- 11.60% 30+ Years

Credit Allocation



- 9.40% AAA
- 53.40% AA
- 37.10% A

Top Holdings


	%
Ontario 3.45% 06/02/2045	8.17%
Quebec 5.0% 12/01/2041	5.76%
Ontario 3.5% 06/02/2043	5.49%
Ontario 6.5% 03/08/2029	4.43%
Ontario 5.6% 06/02/2035	4.32%
Quebec 4.25% 12/01/2043	4.20%
Ontario 4.6% 06/02/2039	3.85%
Quebec 6.25% 06/01/2032	3.84%
Quebec 5.75% 12/01/2036	3.79%
Ontario 2.9% 12/02/2046	3.40%



Call Us
1-800-361-1392



Email Us
bmo.etfs@bmo.com



Visit Us
www.bmo.com/etfs

Commissions, management fees and expenses all may be associated with investments in exchange traded funds. Please read the prospectus before investing. The indicated rates of return are the historical annual compound total returns including changes in prices and reinvestment of all distributions and do not take into account commission charges or income taxes payable by any unitholder that would have reduced returns. Exchange traded funds are not guaranteed, their values change frequently and past performance may not be repeated.

This communication is intended for informational purposes only and is not, and should not be construed as, investment and/or tax advice to any individual. Particular investments and/or trading strategies should be evaluated relative to each individual's circumstances. Individuals should seek the advice of professionals, as appropriate, regarding any particular investment.

*BMO ETFs are managed and administered by BMO Asset Management Inc., an investment fund manager and portfolio manager and separate legal entity from the Bank of Montreal.

© "BMO (M-bar roundel symbol)" is a registered trade-mark of Bank of Montreal, used under licence.

BMO ETFs are not in any way sponsored, endorsed, sold or promoted by, FTSE TMX Debt Capital Markets Inc. ("FTDCM"), FTSE International Limited ("FTSE"), the London Stock Exchange Group companies (the "Exchange") or TSX INC. ("TSX" and together with FTDCM, FTSE and the Exchange, the "Licensor Parties"). The Licensor Parties make no warranty or representation whatsoever, expressly or impliedly, either as to the results to be obtained from the use of FTSE TMX Indices ("the Index") and/or the figure at which the said Index stands at any particular time on any particular day or otherwise. The Index is compiled and calculated by FTSEDCM and all copyright in the Index values and constituent lists vests in FTDCM. The Licensor Parties shall not be liable (whether in negligence or otherwise) to any person for any error in the Index and the Licensor Parties shall not be under any obligation to advise any person of any error therein.

"TMX" is a trade mark of TSX Inc. and is used under license. "FTSE®" is a trade mark of the London Stock Exchange Group companies and is used by FTDCM under license.

¹ Management Expense Ratios (MERS) are the audited MERS as of December 31, 2015.